

ATTITUDES TOWARDS PEOPLE WITH DISABILITIES AND ASSISTED LIVING





The publication was prepared by the Kharkiv Institute for Social Research with the financial support and at the request of the League of the Strong.

This publication expresses the views of the authors only. They do not necessarily reflect the official position of the League of the Strong.

Authors: Svitlana Shcherban, Andrii Chernousov, Victoriia Beliaieva

Attitudes towards people with disabilities and assisted living / S. Shcherban, A. Chernousov, V. Beliaieva; Kharkiv Institute for Social Studies. — Kyiv, 2024. — 28 p.

The report contains the results of a study on the attitudes of the Ukrainian population towards people with disabilities; existing stereotypes about this category of citizens; opportunities to help people with disabilities; and attitudes towards assisted living.

The findings of the study will be of interest primarily to government authorities and civil society representatives working in the field of support for people with disabilities, as well as to all interested parties.

Table of contents

Methodology	4
Conclusions	5
Socio-demographic characteristics of the respondents	7
Attitudes towards people with disabilities	10
Stereotypes and prejudices against people with disabilities	12
Opportunities to help people with disabilities	15
Supported living for people with disabilities	21

METHODOLOGY

Timeframe: Data collection took place from July 18 to August 8, 2024..

Methodology: Quantitative standardized survey of residents of Ukraine aged 18 and older using face-to-face (F2F) interviews with tablets and the Lemur computer platform (TAPI) at the respondents' place of residence

General population: The adult population of Ukraine. The sample did not include residents of the territories temporarily not controlled by the Ukrainian authorities, and the survey was not conducted with citizens who left the country after February 24, 2022.

The size of the realized sample population: 2113 respondents.

Sampling design: Combined route sampling - probabilistic at the stage of selecting settlements and starting addresses for routes, quota sampling at the stage of selecting respondents by place of residence (by gender and age quotas). The sample is proportionally stratified by region of Ukraine (Center / North / West / East / South / Kyiv) and by type of settlement (regional centers / other urban population / rural population). The sample represents the main socio-demographic characteristics of the general population. The statistical basis for stratification and quotas is the data of the State Statistics Service of Ukraine as of the beginning of 2022. The statistical error with a probability of 0.95 for these univariate distributions does not exceed 2.1%¹.

¹ Theoretical error excluding the sample design effect.

CONCLUSIONS

- For the most part, Ukrainians have a positive attitude toward people with disabilities (77%), with another 15% having a neutral attitude.
- 62% of respondents believe that, in general, people with disabilities should have the same rights as others, while 33% say they should have more rights. As for people with mental/mental disabilities, this opinion is shared by almost three times fewer respondents - only 22% support equal rights, and 11% support more rights. Moreover, every second citizen believes that people with mental/mental disabilities should be restricted in certain rights.
- The majority of Ukrainians agree or rather agree that people with disabilities require additional budgetary expenditures (96%). Also, the majority of respondents believe that people with disabilities are more likely to need help than others (91%) and are less able to work than people without disabilities (80%). More than half of respondents (57%) also agree that people with mental/mental disabilities pose a danger to society.
- 76% of respondents to some extent share the opinion that people with disabilities suffer from stereotypes and prejudices. Most often, this happens in the field of employment (82%). Among the measures that can help reduce prejudice against people with disabilities, respondents most often chose job quotas for people with disabilities (66%), involvement of people with disabilities in work, social projects (62%), and increased access to health care (62%).
- In general, respondents are rather pessimistic about the situation of people with disabilities in society, as the majority of respondents do NOT believe that Ukrainian society is well aware of the rights and needs of people with disabilities (71%), sufficiently supports them (78%), and that there are enough opportunities and support for this category of people in their region (63%).
- Only one third of respondents (32%) indicated that there are social services, organizations, and institutions in their communities that help people with disabilities, but there are not enough of them. Another 15% of respondents said that there are no such services and institutions in their communities at all. Only 12% believe that they exist and their number is sufficient.
- The vast majority of respondents are in favor of implementing various measures to support people with disabilities: informing about services and important announcements in a way accessible to people with disabilities (96%); organizing special parking spaces for people with disabilities (97%); improving the physical accessibility of institutions and facilities for people with disabilities (95%); creating conditions for the education of children with disabilities in educational institutions (94.5%), and others.

- When assessing their attitude to the placement of people with disabilities in residential institutions, 38% of respondents said they had a positive attitude, but only in relation to those people who cannot take care of themselves. Another third (33%) indicated that they have a good attitude only in the absence of relatives who can take care of them. 12% of respondents have a bad attitude without any conditions, believing that boarding schools should be replaced by other forms of assistance to people. Only 7% of Ukrainians believe that boarding schools are the place where people with disabilities should live.

- The majority of respondents (75%) do not know anything about assisted living. 20% have heard something, but only 5% of respondents know it well. 78% of respondents have a very or rather good attitude to the idea of supported living for people from residential facilities in their communities. Poor attitude to this was demonstrated by 9% of respondents.

- 85% of respondents indicated that they do not know anyone in their environment who receives assisted living services, while 15% know at least one such person. And almost twice as many respondents know people who need such services - 27%.

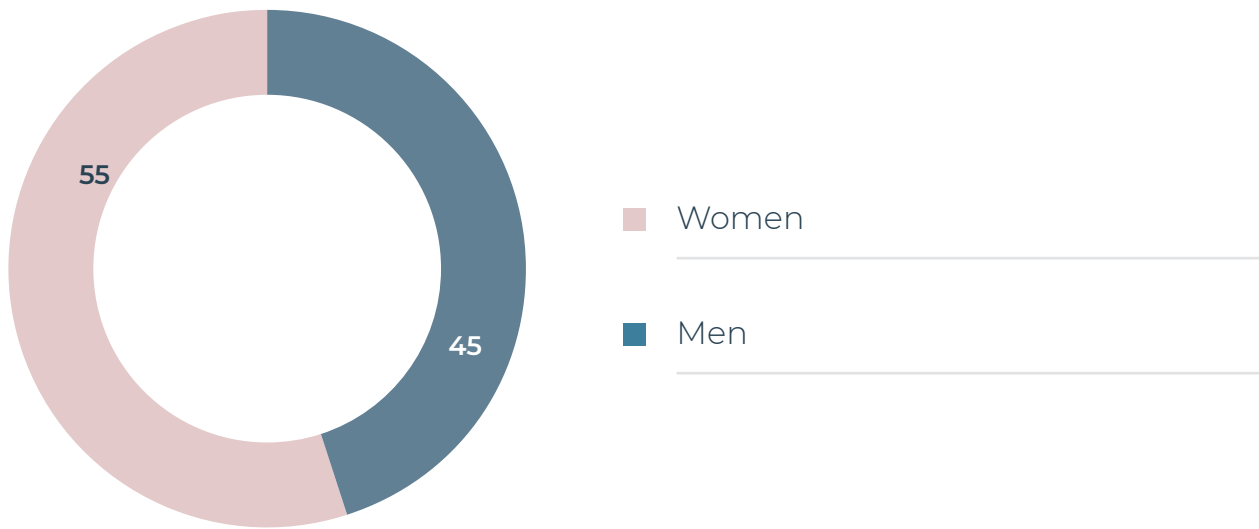
- The majority of Ukrainians (71%) are ready to contribute in some way to helping people from residential facilities to live in their communities. Respondents (83%) consider financial support from the state to be the most important factor in making a decision to help implement supported living. 65% and 64% respectively indicated the availability of social and rehabilitation services and services for people with disabilities in the community. The least important factor among the proposed ones is personal resources and capabilities (33%).

- Among the main benefits of supported community living for people with disabilities, 62% of respondents mentioned such aspects as improved quality of life and better inclusion of people in public life. 58% and 53% respectively mentioned improved mental and physical health.

- Among the main risks and challenges associated with the implementation of assisted living programs, 75% of respondents mentioned insufficient financial support. 58% indicated a lack of qualified specialists. 44% noted difficulties with adaptation of people from boarding schools, and 37% - negative attitude of the population.

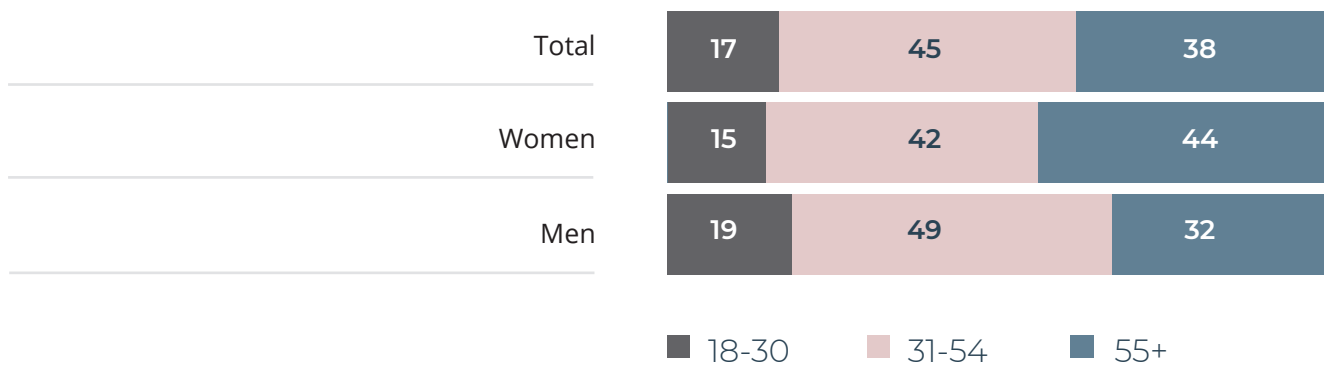
SOCIO-DEMOGRAPHIC CHARACTERISTICS OF THE RESPONDENTS

Women predominate among the respondents - 55%, men, respectively, 45%.



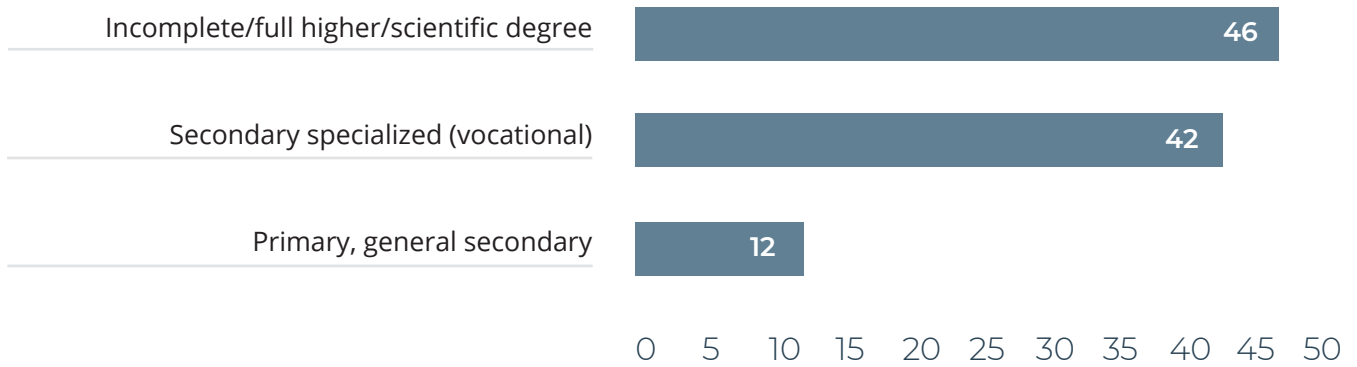
Gender of respondents (in % of respondents)

The largest share of respondents (45%) are aged 31-54. 38% of respondents are 55 years old and older, 17% are between 18 and 30 years old. Among women, those in the “55+” age group predominate (44%), and among men, respondents aged 31-54 (49%).



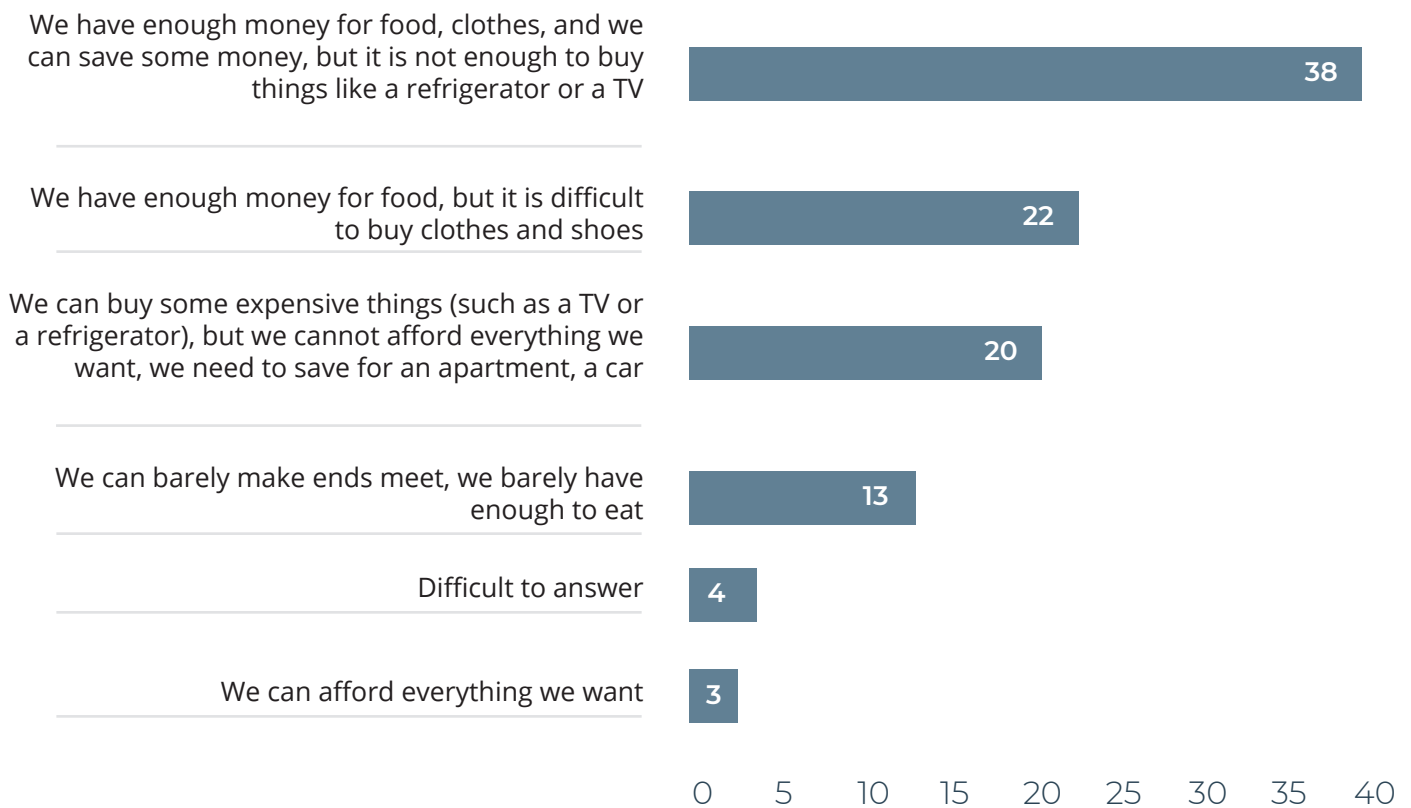
Age of respondents (in % of respondents and by gender)

Almost half of the respondents (46%) have incomplete/full higher education or a degree. 42% have secondary specialized education. 12% have primary or general secondary education.



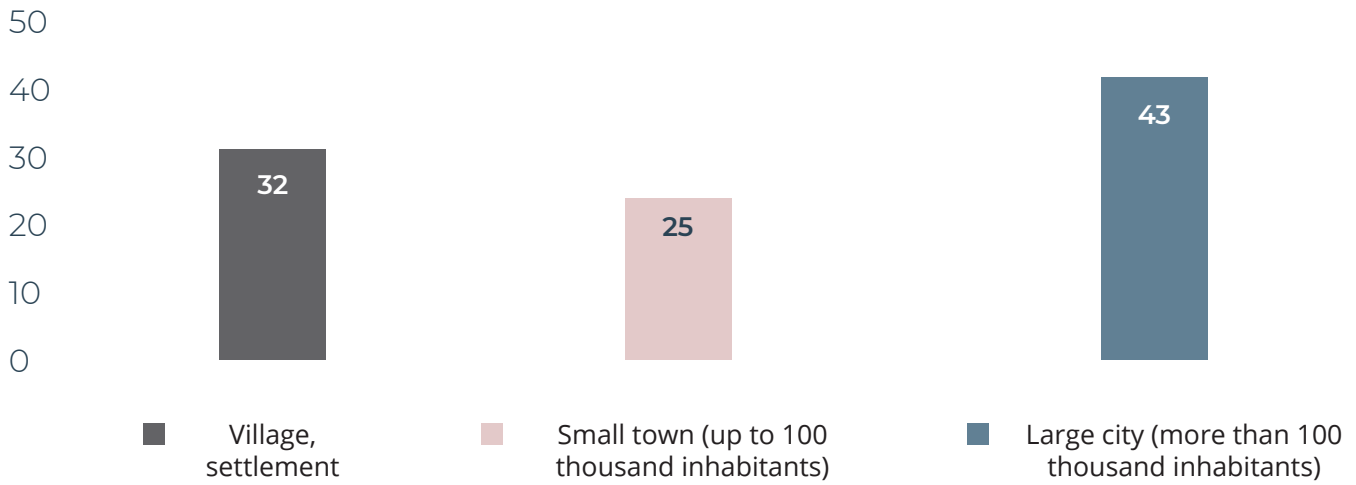
Level of education of respondents (in % of respondents)

Respondents most often (38%) correlate their financial situation with the following characteristic: "We have enough money for food and clothes, and we can save something, but it is not enough to buy things like a refrigerator or a TV." 22% say they have enough for food, but it is already difficult to buy clothes and shoes. 13% barely make ends meet, barely having enough for food.



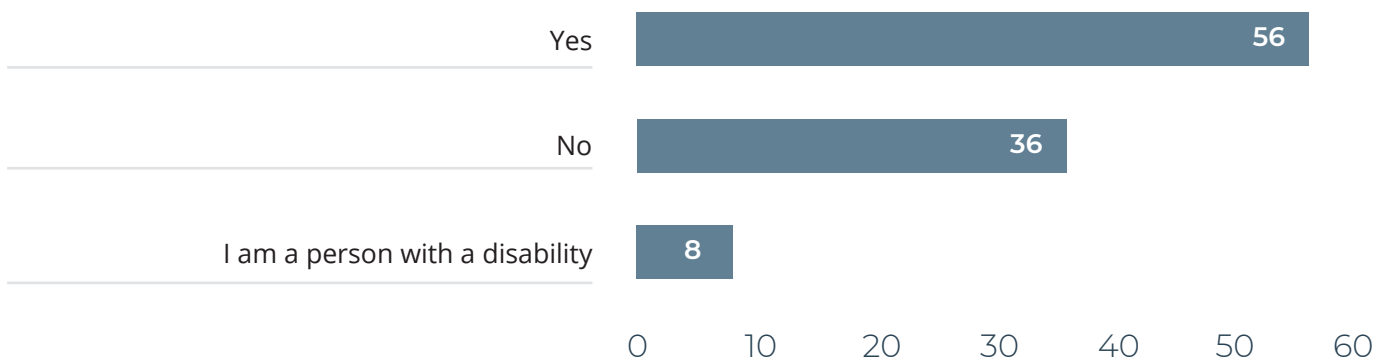
How would you assess the financial situation of your family? (in % of respondents)

43% of respondents live in large cities, 25% - in small towns. Every third respondent lives in rural areas (32%).



Place of residence of respondents (in % of respondents)

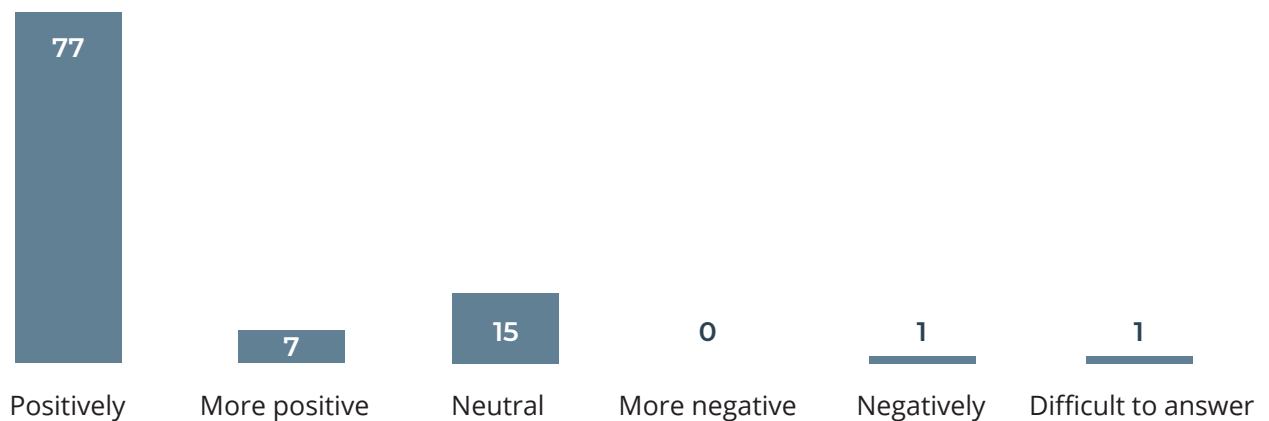
More than half of the respondents (56%) have relatives or friends with disabilities. 8% of respondents belong to this category themselves.



Do you have any friends or relatives with disabilities? (in % of respondents)

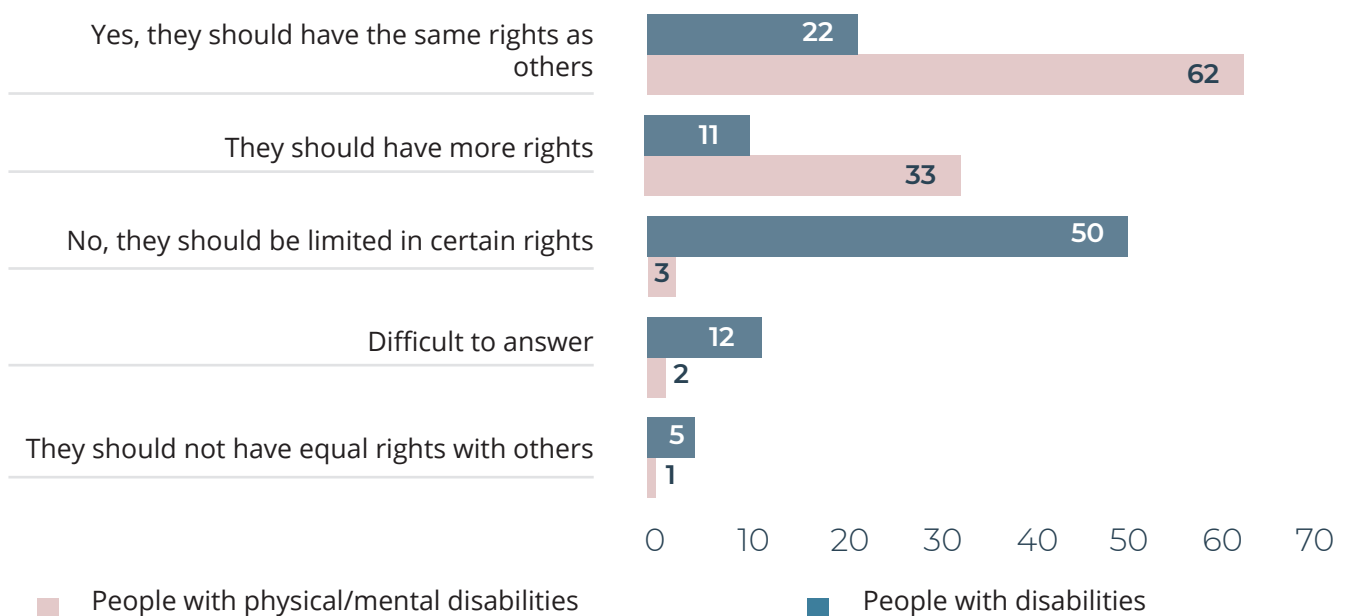
ATTITUDES TOWARDS PEOPLE WITH DISABILITIES

For the most part, Ukrainians have a positive attitude toward people with disabilities (77%), with another 15% having a neutral attitude. Only 1% of respondents have a negative attitude toward them.



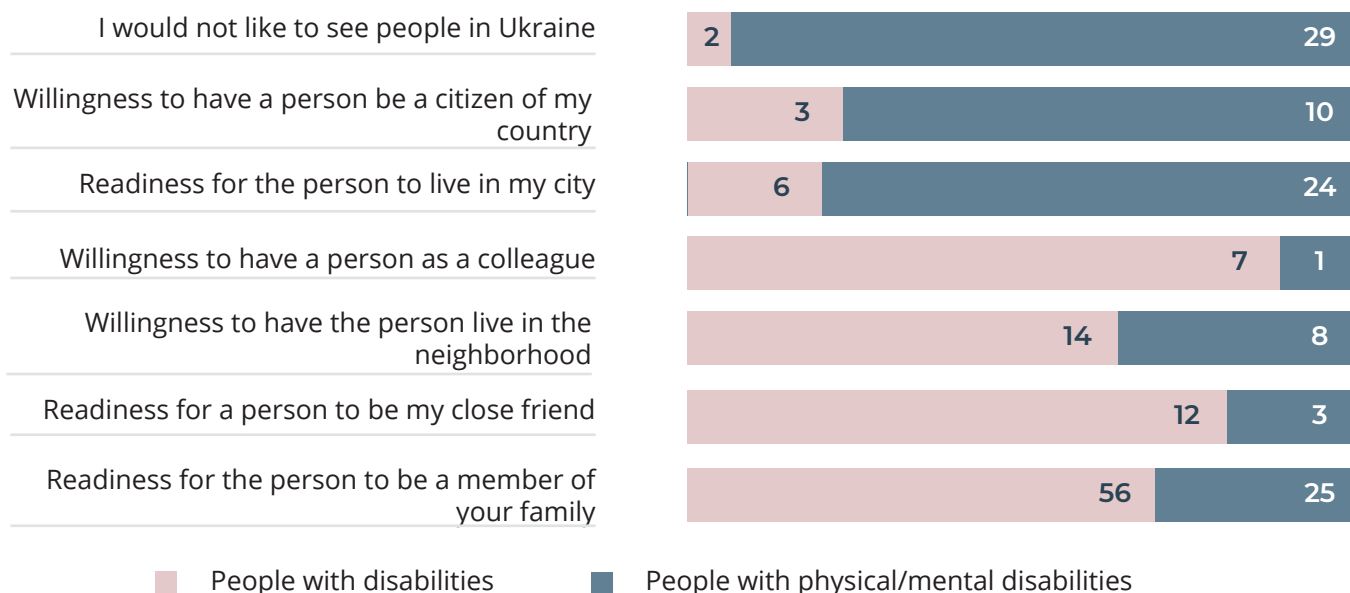
How do you treat people with disabilities? (in % of respondents)

62% of respondents believe that, in general, people with disabilities should have the same rights as others, while 33% say they should have more rights. As for people with physical/mental disabilities, this opinion is shared by almost three times fewer respondents - only 22% support equal rights, and 11% support more rights. Moreover, every second citizen believes that people with physical/mental disabilities should be restricted in certain rights.



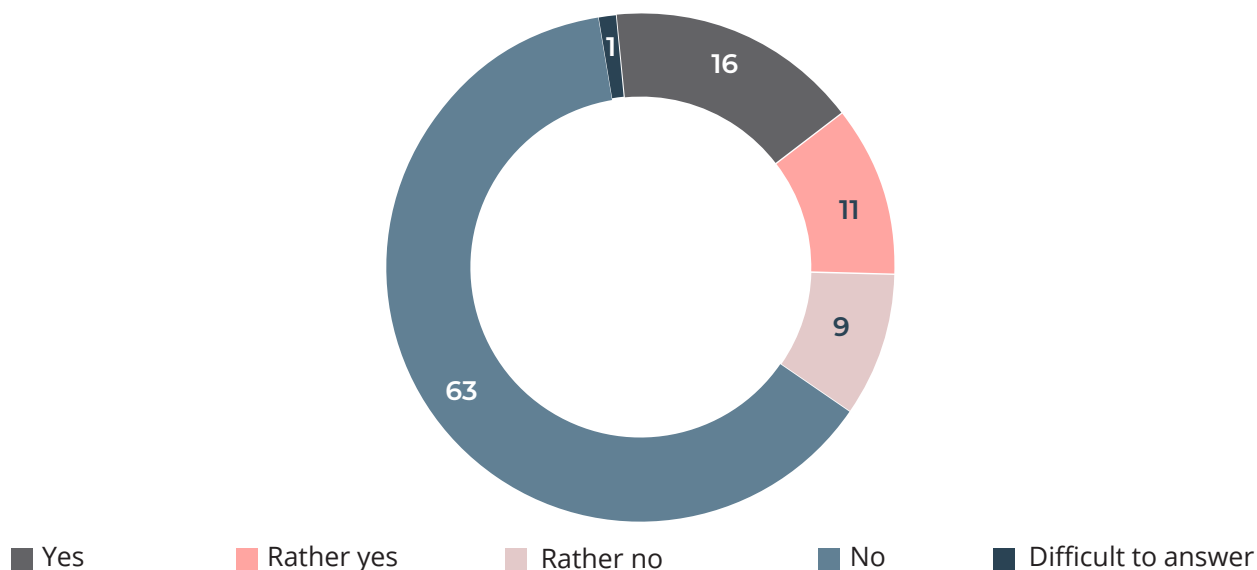
Do you think that the following categories of people should have equal rights with others? (in % of respondents)

Respondents' answers to the question about their readiness to accept people with disabilities in different social situations also indicate a rather tolerant attitude towards them in society, as the majority of respondents are ready to see them as family members (56%), close friends (12%), neighbors (14%) and colleagues (7%). Attitudes toward people with physical/mental disabilities are not as tolerant as those toward people with disabilities in general. The majority of respondents are ready for people with mental disorders to be rather residents of their city (24%), citizens of their country (10%), or not come to Ukraine at all (29%). The overall index of social distance is 2.12 out of 7 for people with disabilities and 4.42 for people with physical/mental disorders.



Readiness to accept people with disabilities in different social situations (in % of respondents)

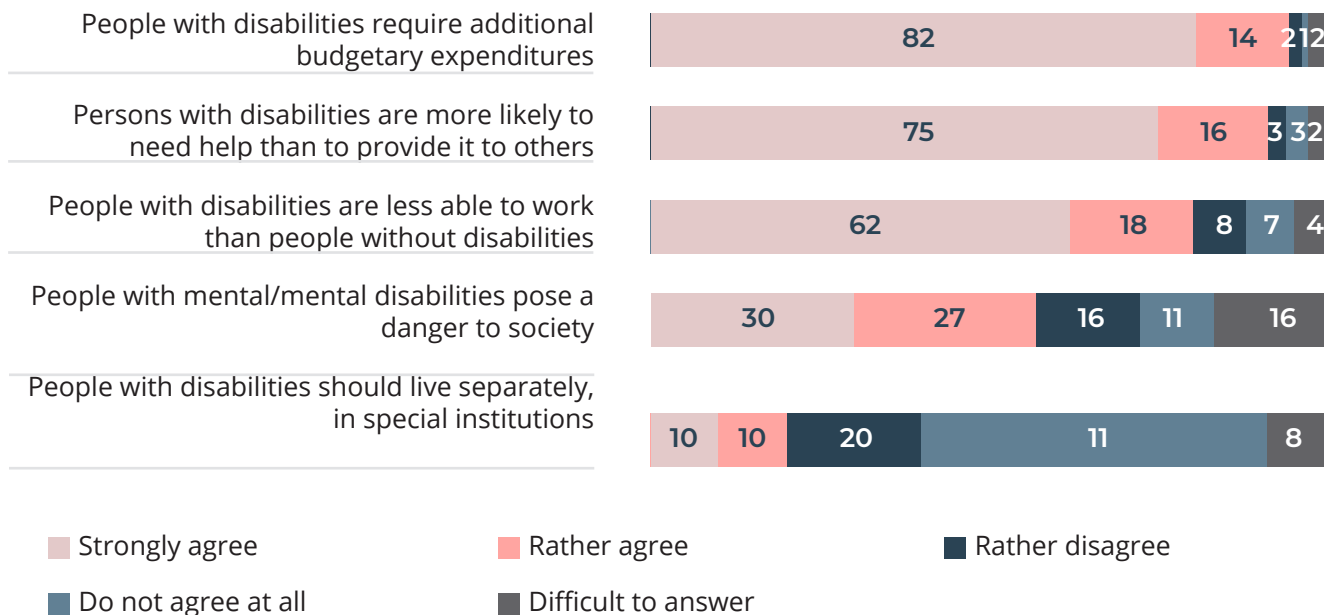
The majority of respondents (72%) said that they do not feel (or rather do not feel) uncomfortable when they see a person with a disability in a public place. The opposite was reported by 27%.



Do you feel uncomfortable when you see a person with a disability in a public place?

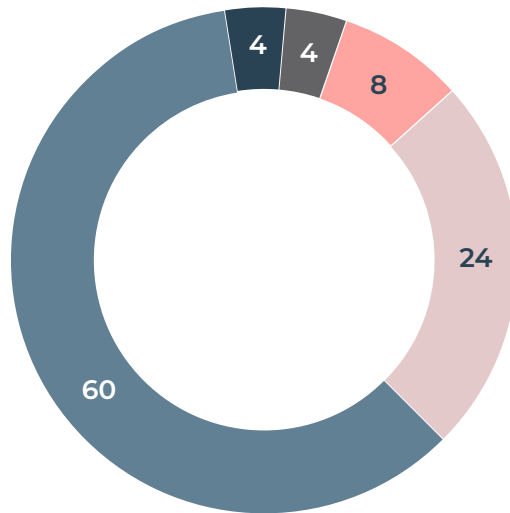
STEREOTYPES AND PREJUDICES AGAINST PEOPLE WITH DISABILITIES

The majority of Ukrainians surveyed agree or rather agree that people with disabilities require additional budgetary expenditures (96%). Also, the majority of respondents believe that people with disabilities are more likely to need help than others (91%) and are less able to work than people without disabilities (80%). More than half of respondents (57%) also agree that people with mental/mental disabilities pose a danger to society. At the same time, 71% of respondents believe that people with disabilities should NOT live separately in special institutions.



Do you agree with the following statements? (in % of respondents)

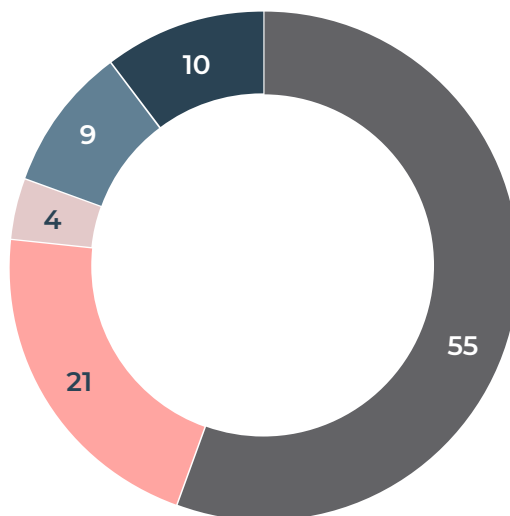
60% of respondents indicated that they had never seen people with disabilities in leadership positions in their region of residence. Another 24% said they had rarely seen them, and only 4% of respondents had seen them often.



Often
 Sometimes
 Rarely
 Never
 Difficult to answer

How often do you see people with disabilities in leadership positions in your region? (in % of respondents)

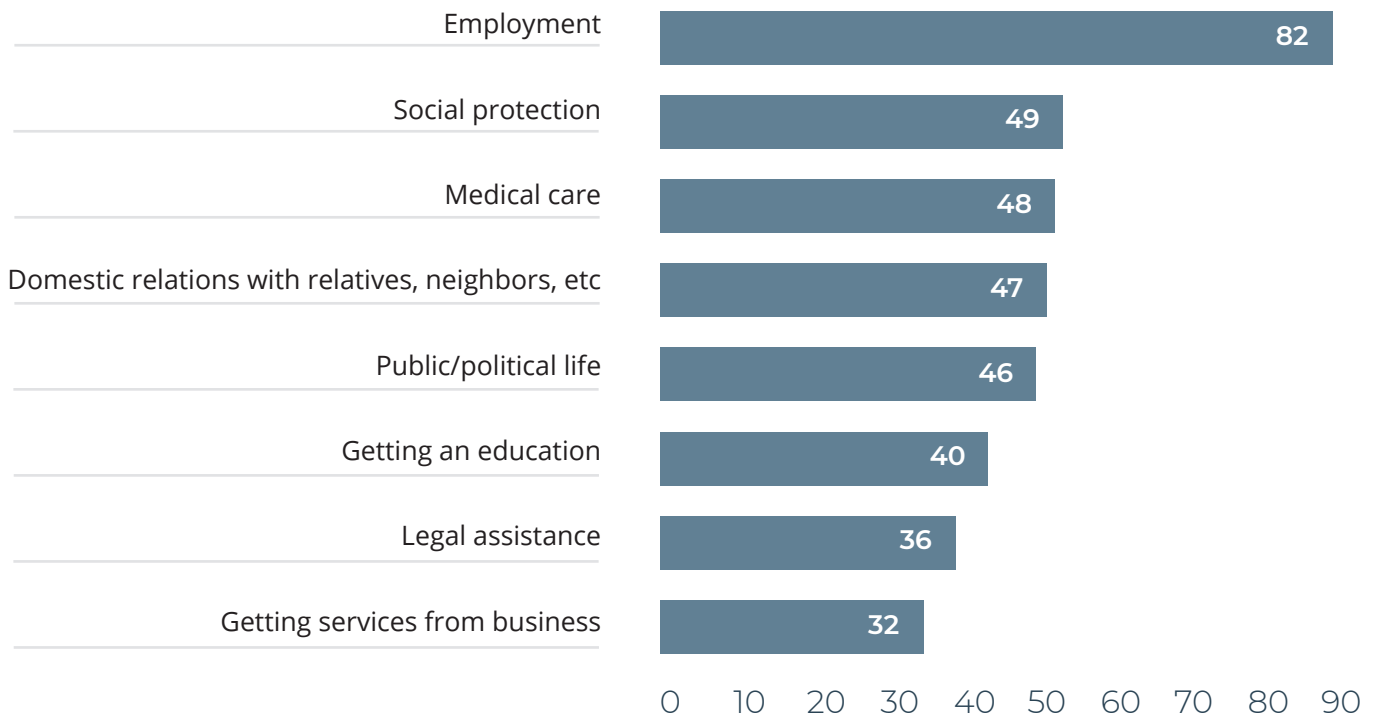
76% of respondents to some extent share the opinion that people with disabilities suffer from stereotypes and prejudices. 13% of respondents do not think so.



Yes
 Rather yes
 Rather no
 No
 Difficult to answer

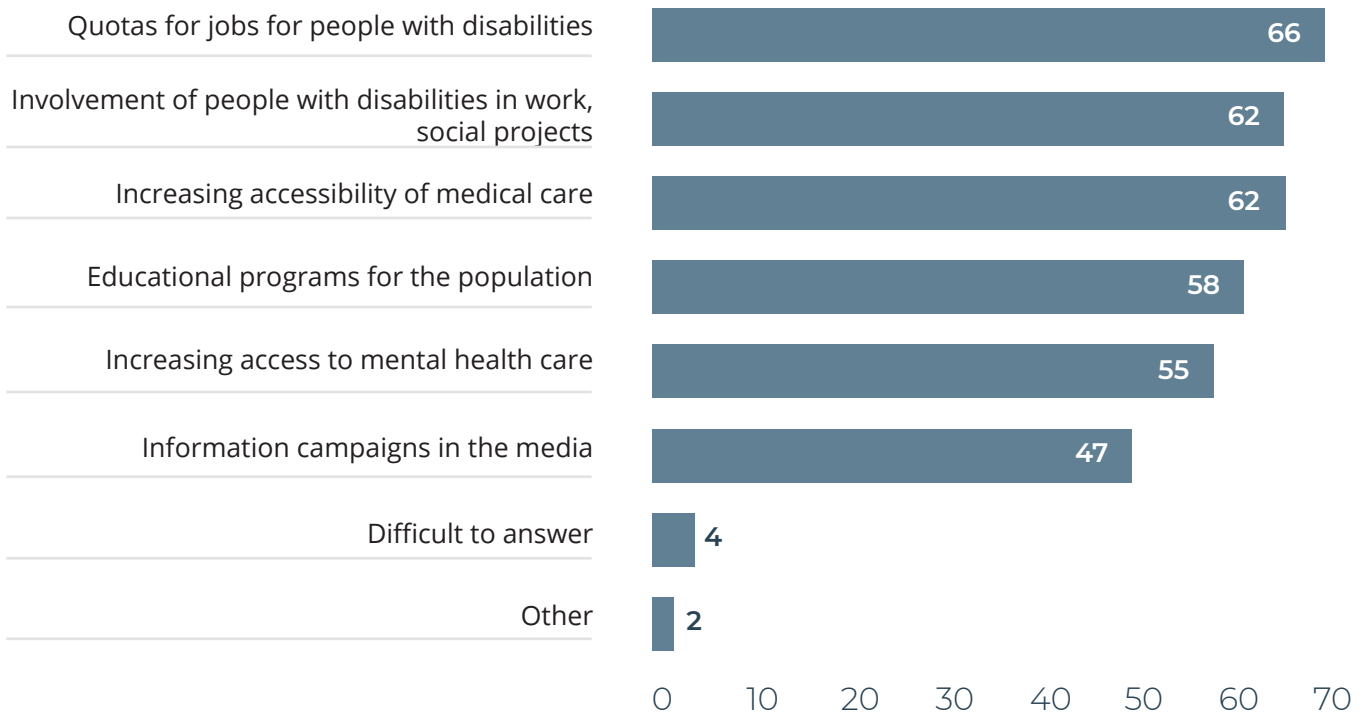
Do you think that people with disabilities suffer from stereotypes and prejudice? (in % of respondents)

Among those who believe that people with disabilities suffer from stereotypes and prejudice, the majority of respondents (82%) indicated that this happens in the field of employment. Up to half of the respondents (46 to 49%) also noted that this happens in such areas as social protection, health care, domestic relations with relatives/neighbors, and public/political life. The least prejudiced attitude towards people with disabilities is when receiving services from businesses (32%).



In your opinion, in which areas of social relations is prejudice most often encountered? (in % of "yes" answers)

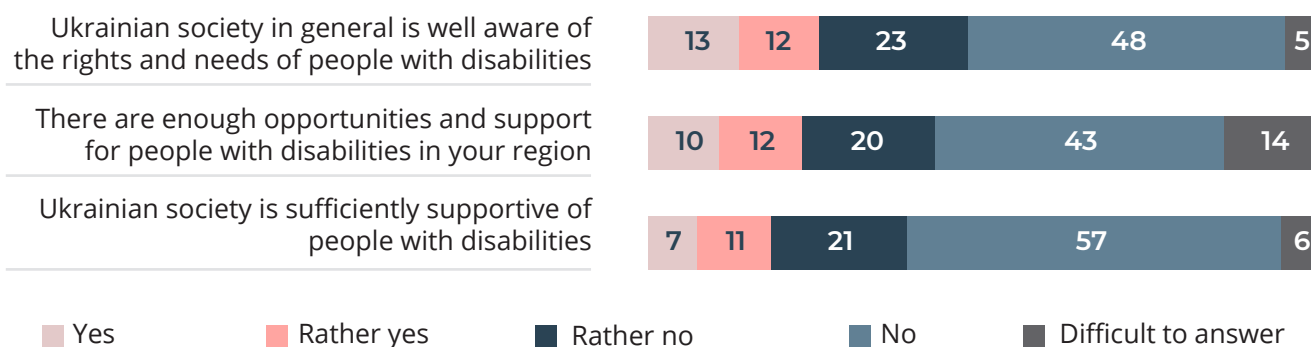
Among the measures that can help reduce prejudice against people with disabilities, respondents most often chose job quotas for people with disabilities (66%), involvement of people with disabilities in work, social projects (62%), and increased access to health care (62%).



What measures can help reduce prejudice against people with disabilities? (in % of "yes" answers)

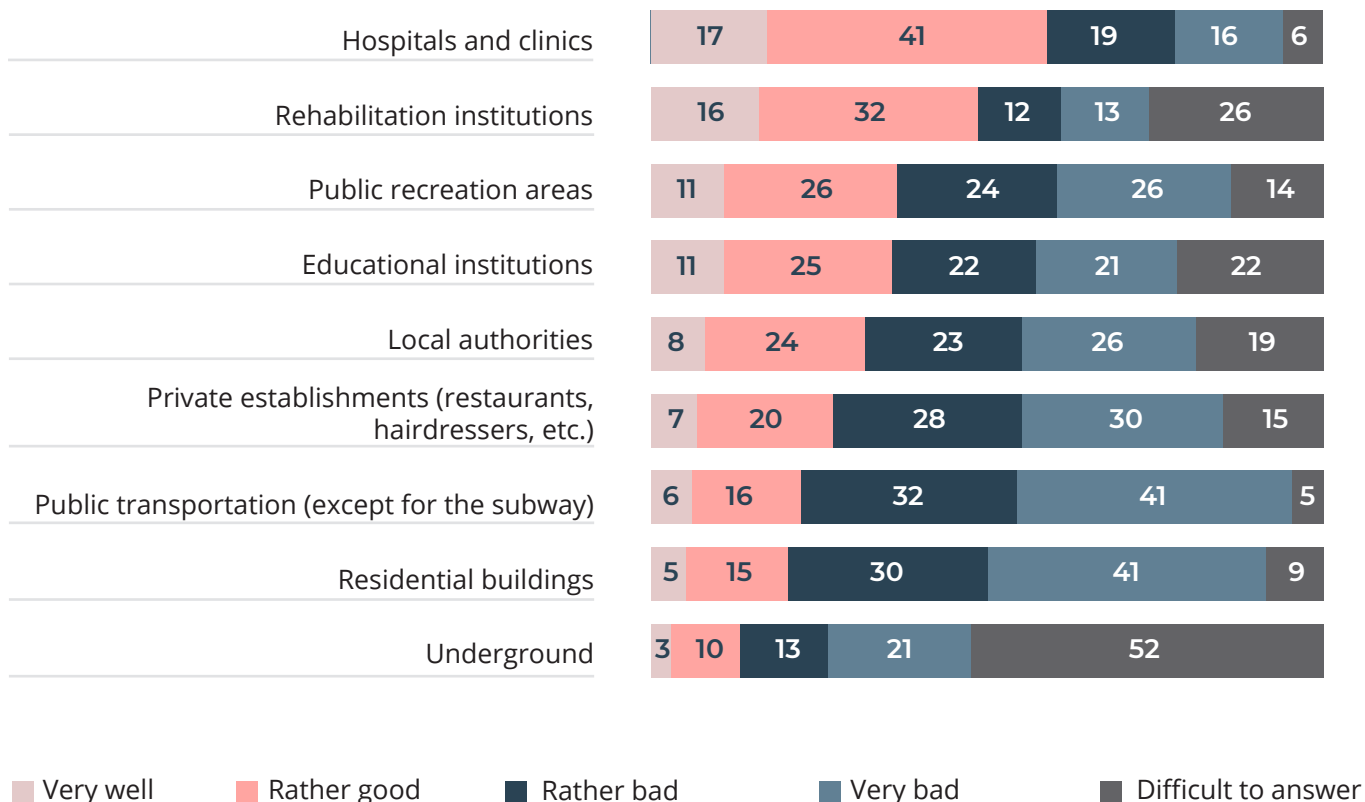
OPPORTUNITIES TO HELP PEOPLE WITH DISABILITIES

In general, respondents are rather pessimistic about the situation of people with disabilities in society, as the majority of respondents do NOT believe that Ukrainian society is well aware of the rights and needs of people with disabilities (71%), sufficiently supports them (78%), and that there are enough opportunities and support for this category of people in their region (63%).



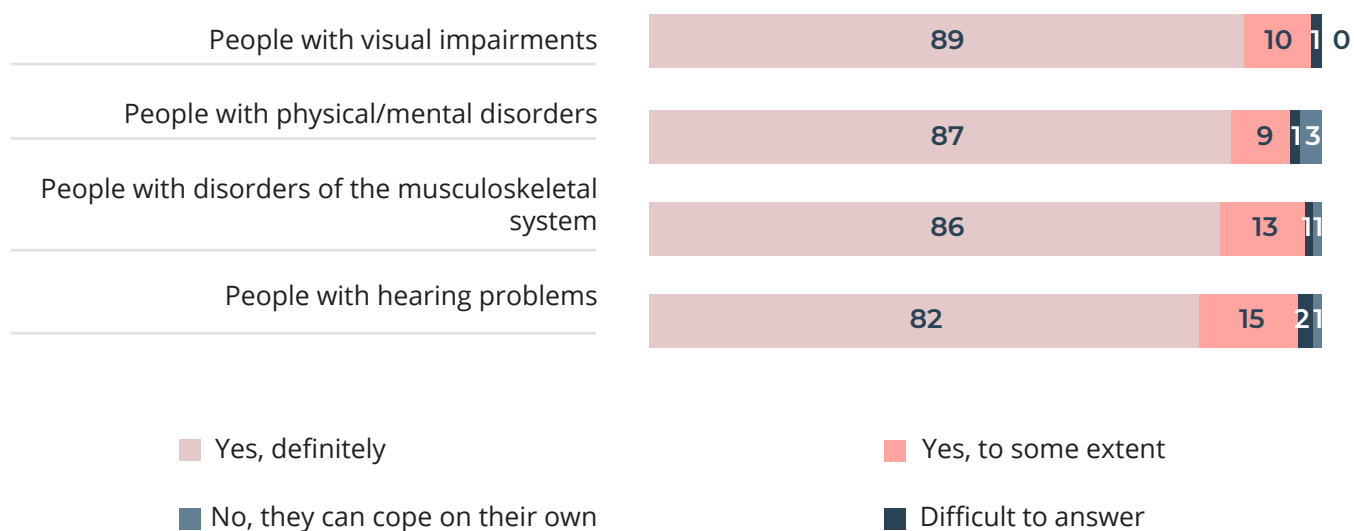
Do you think that... (in % of respondents)

Speaking about the physical accessibility of infrastructure for people with disabilities, hospitals and clinics (58%) were the most accessible, followed by rehabilitation facilities (48%), public recreation areas (37%), and educational institutions (36%). The least accessible for people with disabilities are residential buildings and public transportation (except for the subway), as more than 70% of respondents said that they are rather or very poorly accessible.



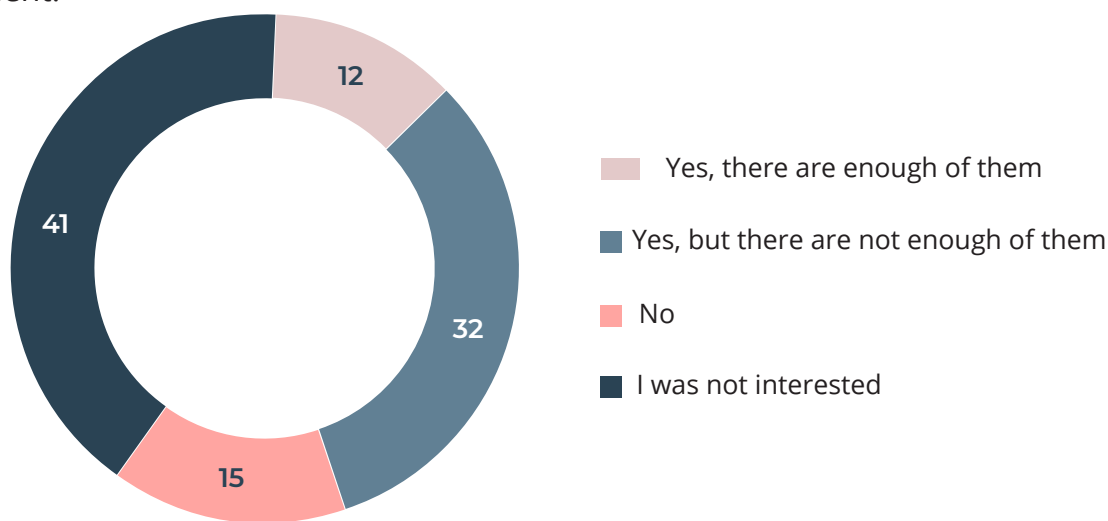
How would you assess the accessibility for people with disabilities... (in % of respondents)

According to the majority of the population, people with disabilities need mandatory special support, and this applies to different categories of disability: those with visual and hearing impairments, physical/mental disorders, and musculoskeletal disorders.



Do you think special support is needed for..? (in % of respondents)

When asked whether there are social services, organizations, or institutions in their communities that help people with disabilities, 41% of respondents said they were not interested in this. About a third of respondents (32%) indicated that there are such bodies, but they are few in number. Another 15% of respondents said that there are no such services and institutions in their communities at all. Only 12% believe that they exist and their number is sufficient.

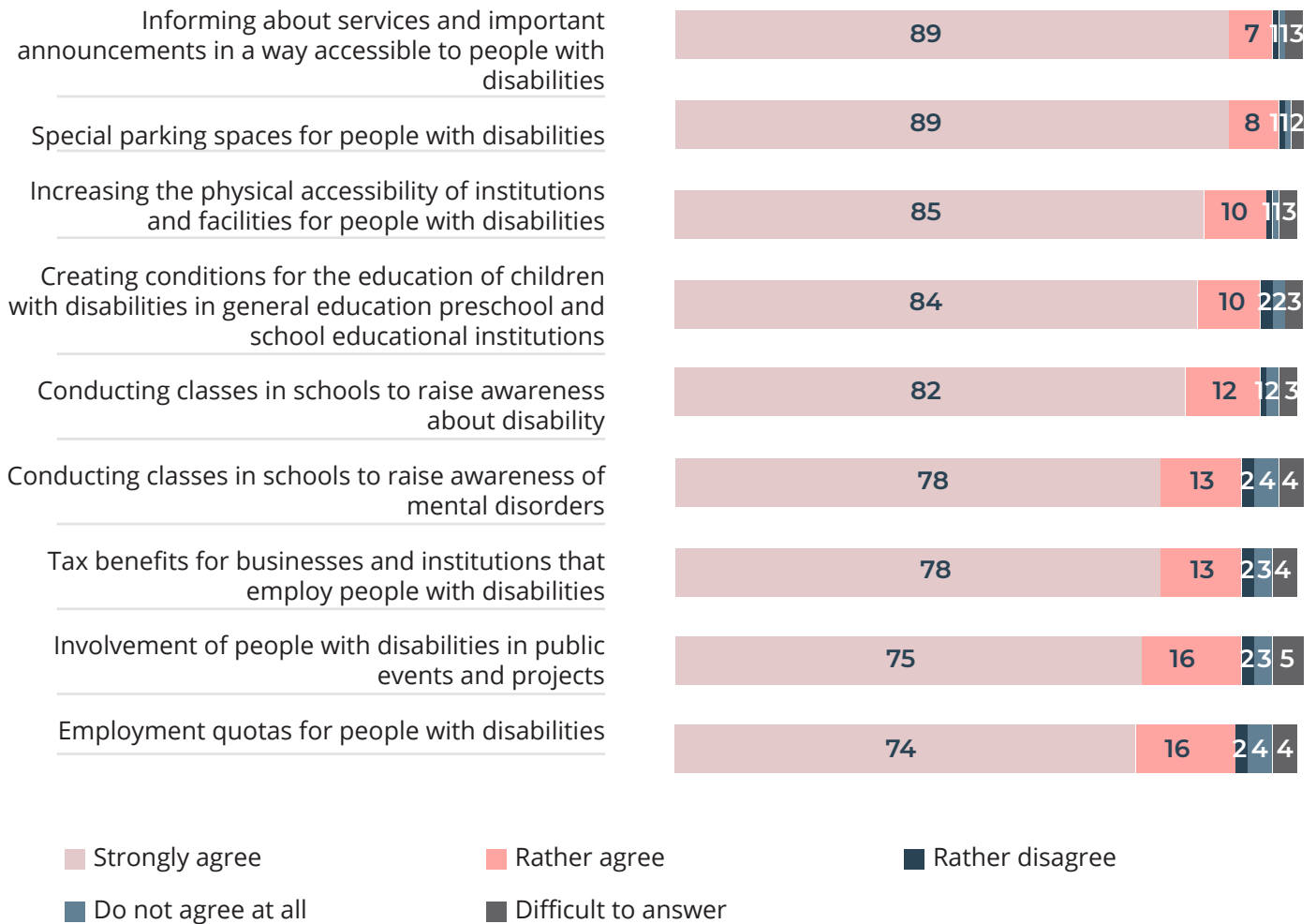


Are there any social services, organizations, institutions in your community that help people with disabilities? (in % of respondents)

When asked about these services, organizations and institutions, respondents most often mentioned:


- volunteer initiatives and organizations;
- charitable foundations and organizations (Caritas, Red Cross; Ukrainian Society of the Blind (USB), Ukrainian Society of the Deaf (USD));
- initiatives of local authorities;
- social protection services and departments;
- boarding schools;
- hospitals, clinics, psychiatric institutions, rehabilitation centers;
- social taxis;
- churches.

The vast majority of respondents are in favor of implementing various measures to support people with disabilities: informing about services and important announcements in a way accessible to people with disabilities (96%); organizing special parking spaces for people with disabilities (97%); improving the physical accessibility of institutions and facilities for people with disabilities (95%); creating conditions for the education of children with disabilities in educational institutions (94.5%), and others.



To what extent do you agree with the following measures aimed at supporting people with disabilities? (in % of respondents)

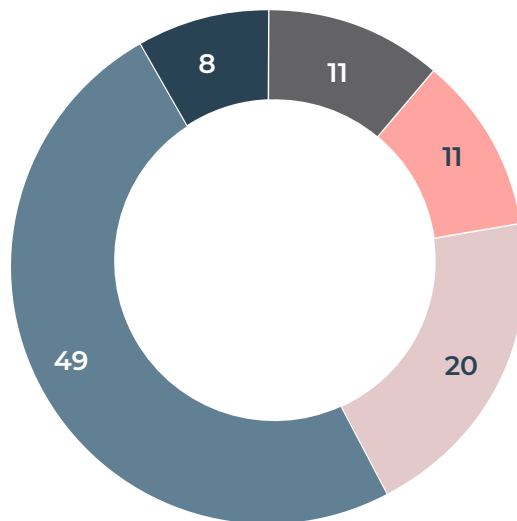
Almost all respondents agree that the right of children with physical disabilities and mental/mental disabilities to education should be ensured in some way. Half of the respondents believe that it is imperative to ensure the right to education for children with physical disabilities on an equal basis with other students. 43% of respondents indicated that this should be done, but with consideration of their special needs. Regarding children with physical/mental disabilities, 45% of respondents believe that their right to education should also be ensured with due regard to their special needs, and another 15% believe that it should be ensured on an equal basis with other students. One third of Ukrainians (34%) believe that this should be realized only in specialized educational institutions.



- Yes, always on an equal footing with other students
- Yes, but taking into account their special needs (special programs, adapted teaching methods)
- Yes, but only in specialized educational institutions
- No, they should not be educated on an equal basis with others
- Difficult to answer

Should the right of such children to education be ensured? (in % of respondents)

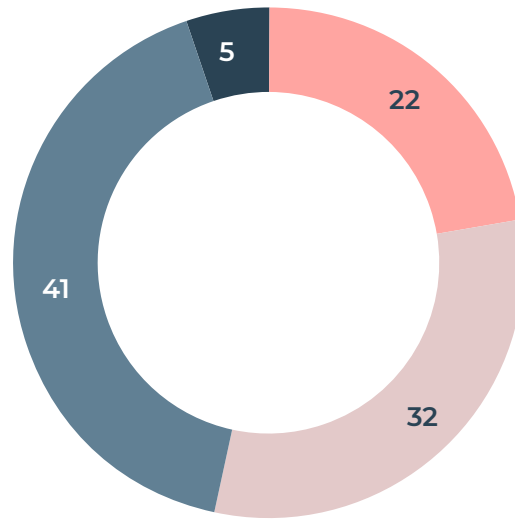
69% of respondents believe that the media do not cover events related to people with disabilities sufficiently.



- Yes
- Rather yes
- Rather no
- No
- Difficult to answer

Do you think that the media sufficiently cover events related to people with disabilities? (in % of respondents)

The majority of respondents (73%) do not participate in volunteer activities aimed at helping people with disabilities, but 32% of them would like to do so. 22% said they do participate in such activities.

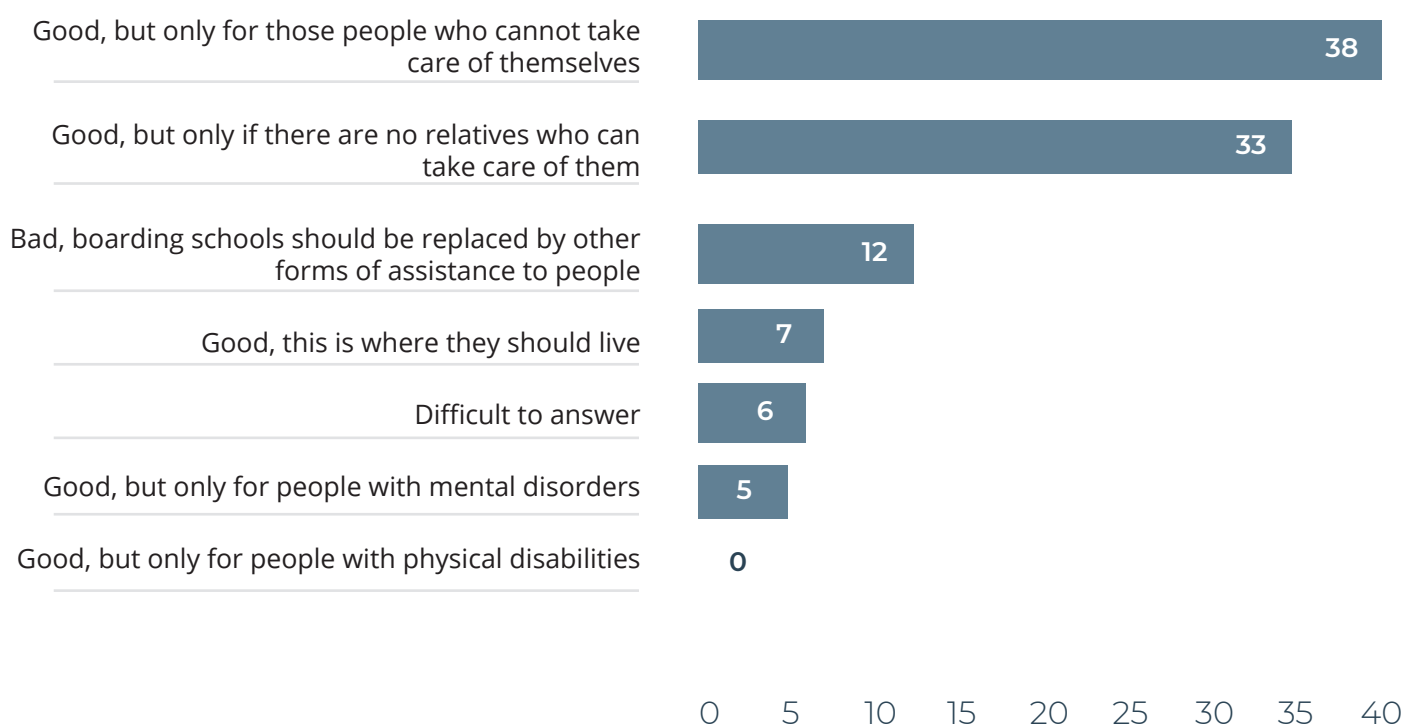


■ Yes ■ No, but would like to ■ No, not interested ■ Difficult to answer

Do you participate in volunteer activities aimed at helping people with disabilities? (in % of respondents)

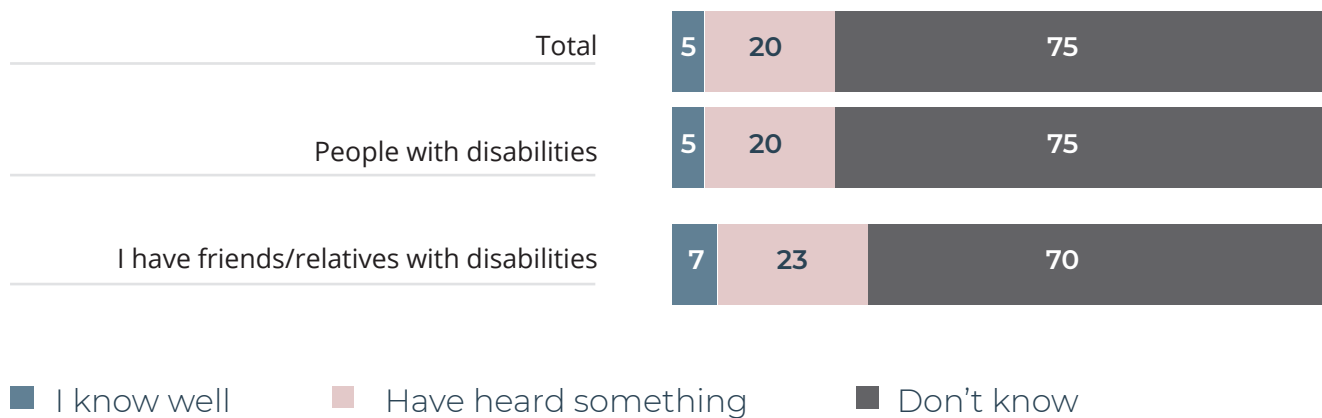
SUPPORTED LIVING FOR PEOPLE WITH DISABILITIES

When assessing their attitude to the placement of people with disabilities in residential institutions, 38% of respondents said they had a positive attitude, but only in relation to those people who cannot take care of themselves. Another third (33%) indicated that they have a good attitude only in the absence of relatives who can take care of them. 12% of respondents have a bad attitude without any conditions, believing that boarding schools should be replaced by other forms of assistance to people. Only 7% of Ukrainians believe that boarding schools are the place where people with disabilities should live. Only 7% of Ukrainians believe that boarding schools are the place where people with disabilities should live.



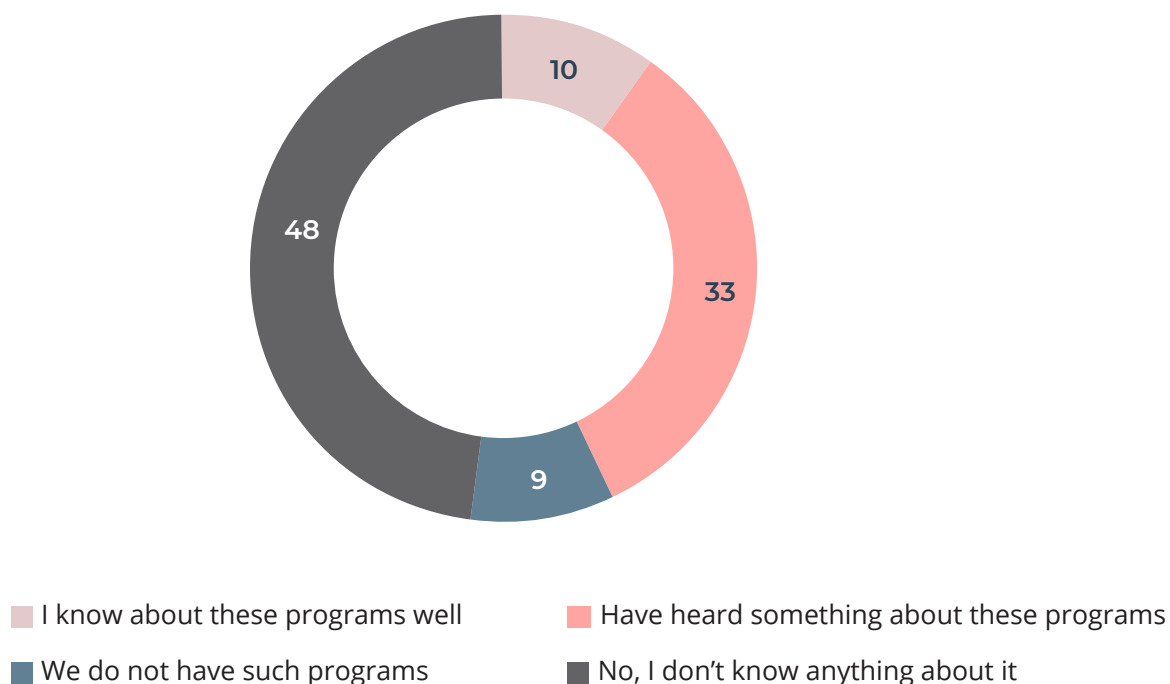
How do you feel about people with disabilities living in residential institutions? (in % of respondents)

The majority of respondents (75%) do not know anything about assisted living. 20% have heard something, but only 5% of respondents know it well. This does not depend on whether the person has a disability or has friends or relatives with disabilities.



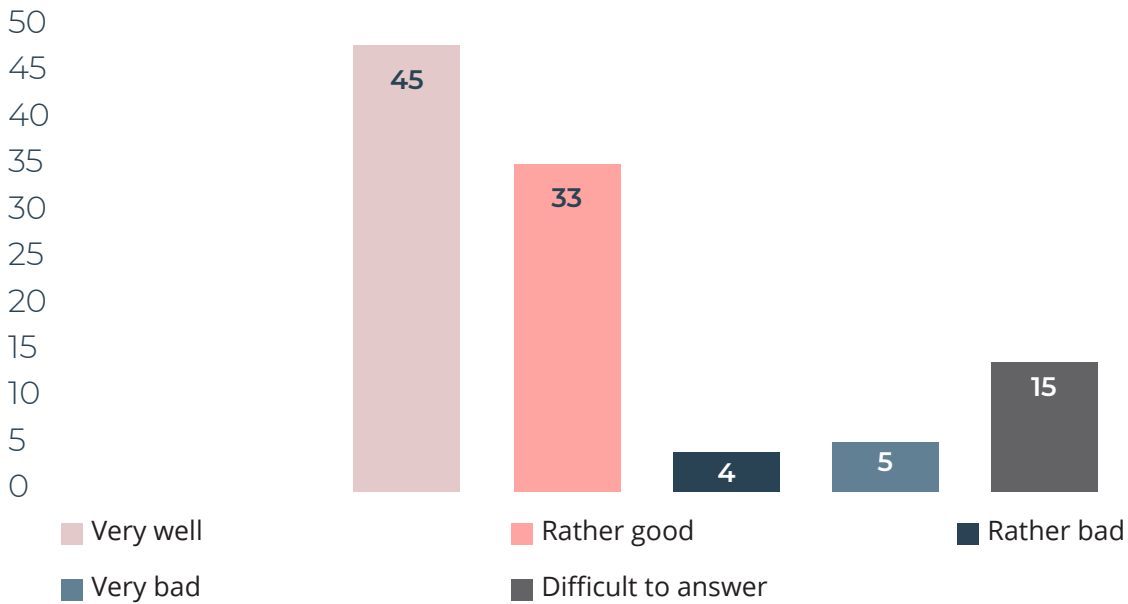
Have you heard anything about assisted living? (in % of respondents)

Among those who know or have heard about assisted living in general, almost half do not know anything about the existence of assisted living programs in their communities for people from residential facilities. 33% of respondents have heard something about such programs, and only 10% know about them well.



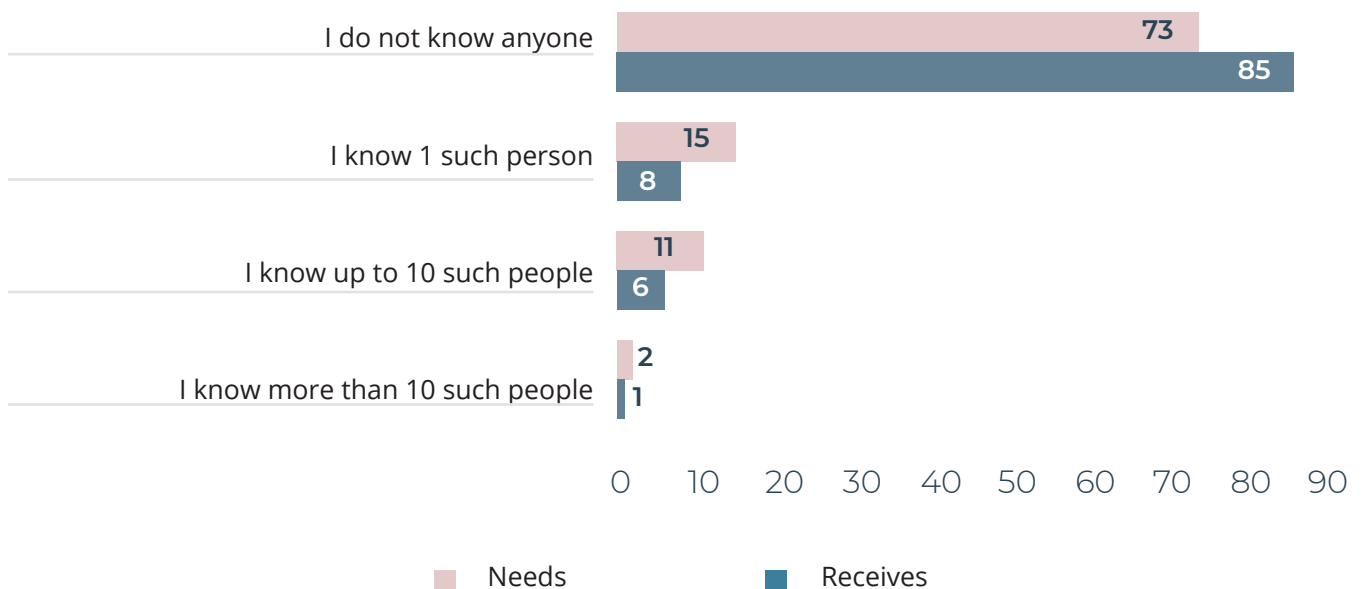
Do you know about the existence of supported living programs in your community for people from residential facilities? (in % of those who know or have heard about supported living)

78% of respondents have a very or rather good attitude to the idea of supported living for people from residential facilities in their communities. Poor attitude to this was demonstrated by 9% of respondents.



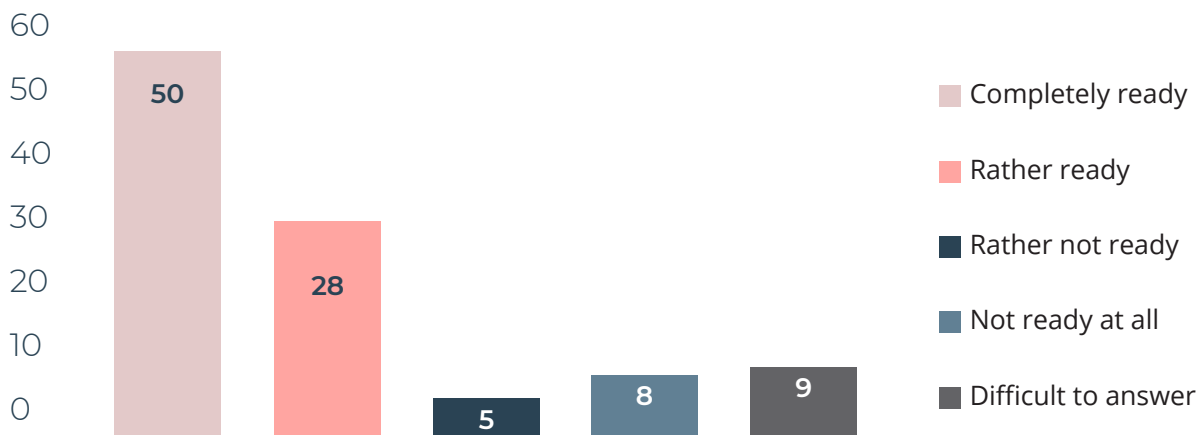
How do you feel about the idea of supported living for people from boarding schools in your community? (in % of respondents)

85% of respondents indicated that they do not know anyone from their environment—who receives supported living services. 8% know one such person, 6% know up to 10 such people, and 1% know more than 10. At the same time, citizens know a little more people with disabilities who need these services - 27% said they know at least one such person.



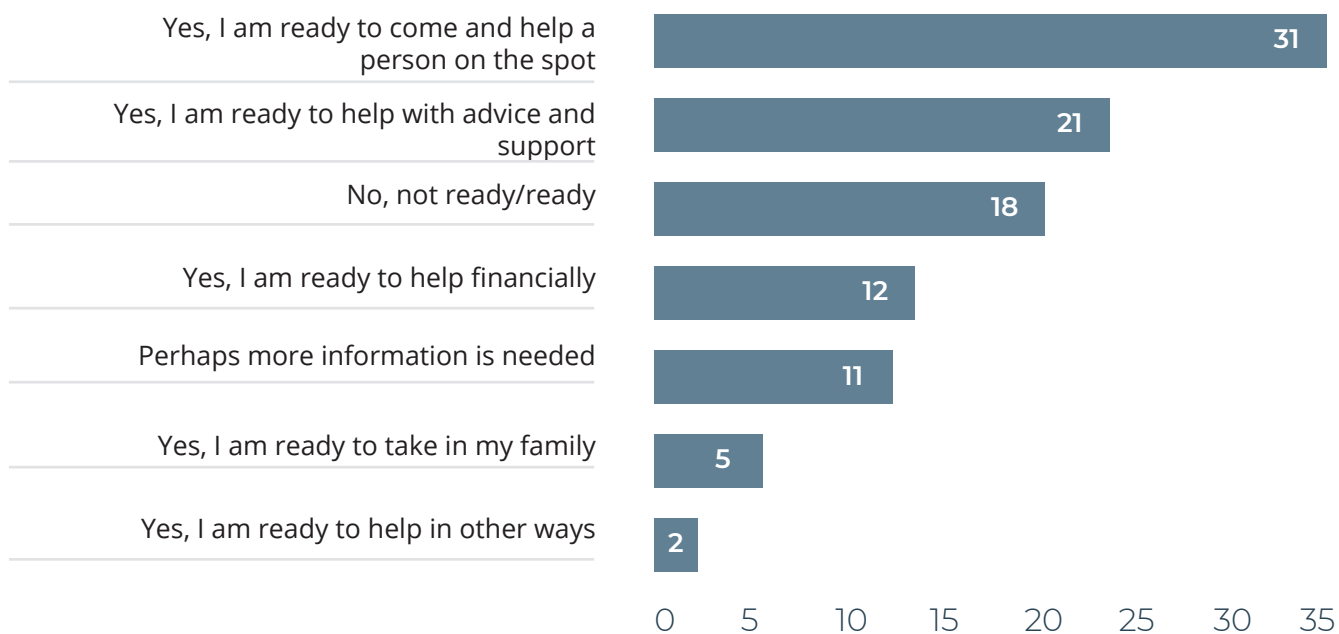
Do you know anyone from your environment who needs/receives assisted living services? (in % of respondents)

78% of respondents are completely or rather ready to live next to a person with a disability who receives assisted living services. 13% of respondents are not ready for this at all or to some extent.



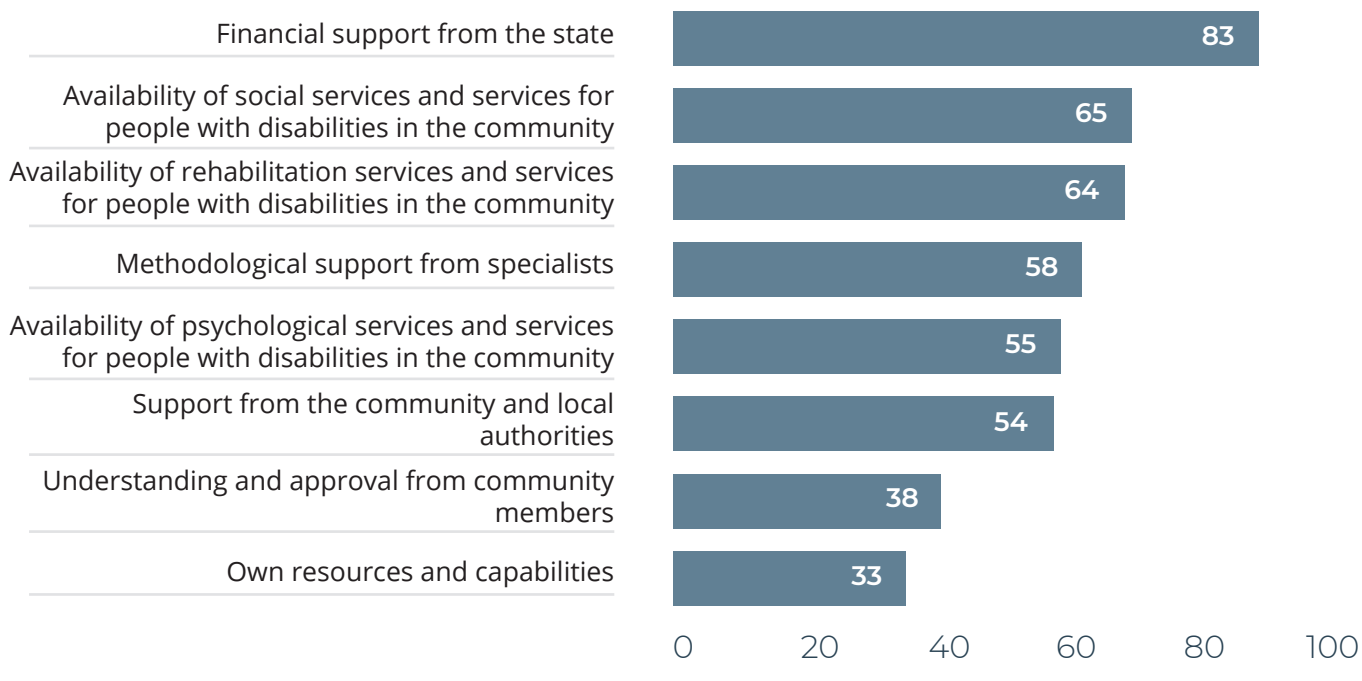
To what extent are you ready to live next to a person with a disability who will receive assisted living services? (in % of respondents)

The majority of Ukrainians (71%) are ready to be involved in some way in helping people from residential facilities to live in their community. Thus, one third of respondents are ready to come and help people from boarding schools on the spot. 21% of respondents indicated their readiness to help with advice and support. 12% are ready to help financially. As for other options of assistance that respondents can provide, they mostly indicated their readiness to help in various ways according to the situation, help with household chores, give rides, and provide food. 18% are not ready for any type of support.



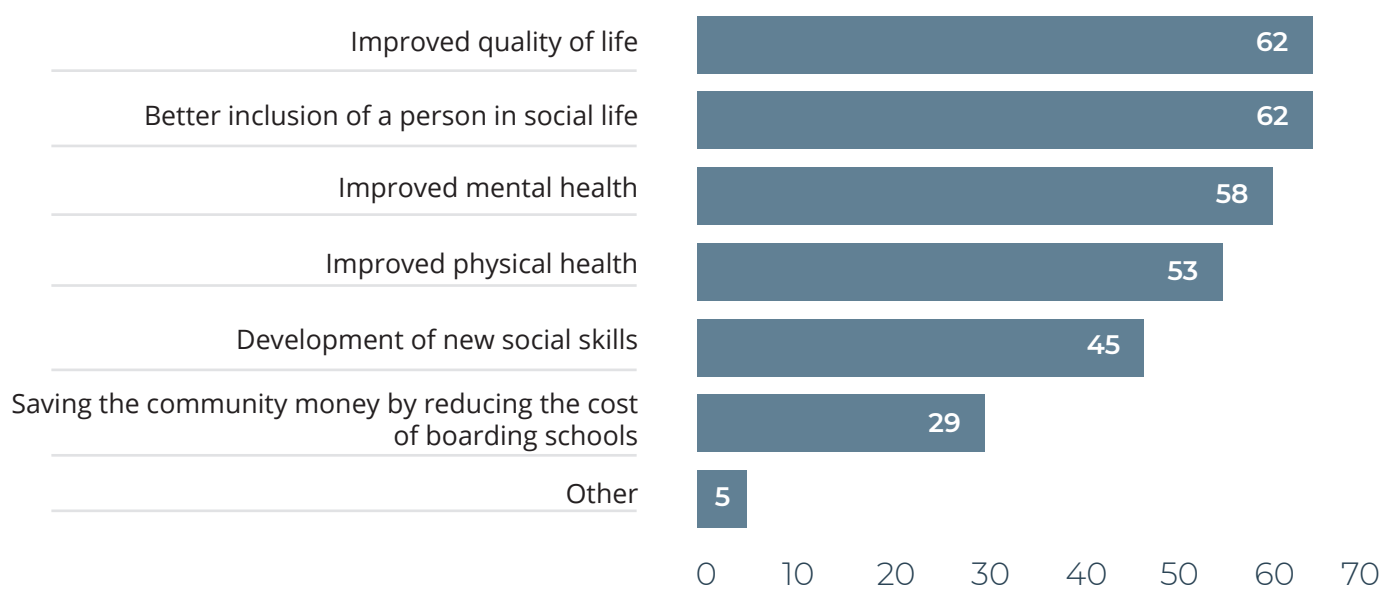
Are you ready to help people from boarding schools to live in your community? (in % of respondents)

Financial support from the state is considered the most important factor in making a decision to assist in the implementation of assisted living by 83% of respondents. 65% and 64% respectively indicated the importance of having social and rehabilitation services and services for people with disabilities in the community. The least important factor is personal resources and capabilities (33%).



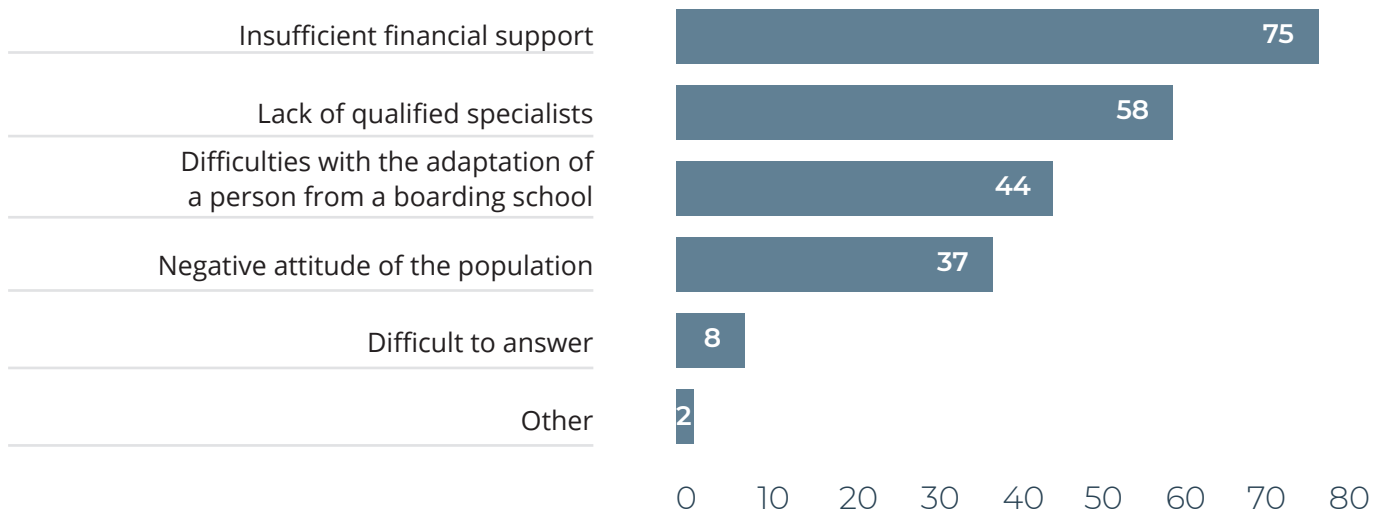
What is the most important thing for you when deciding whether to help implement assisted living? (in % of answers)

Among the main benefits of supported community living for people with disabilities, 62% of respondents mentioned such aspects as improved quality of life and better inclusion of people in public life. 58% and 53% respectively mentioned improved mental and physical health.



What do you think are the main benefits of supported community living for people with disabilities? (in % of answers)

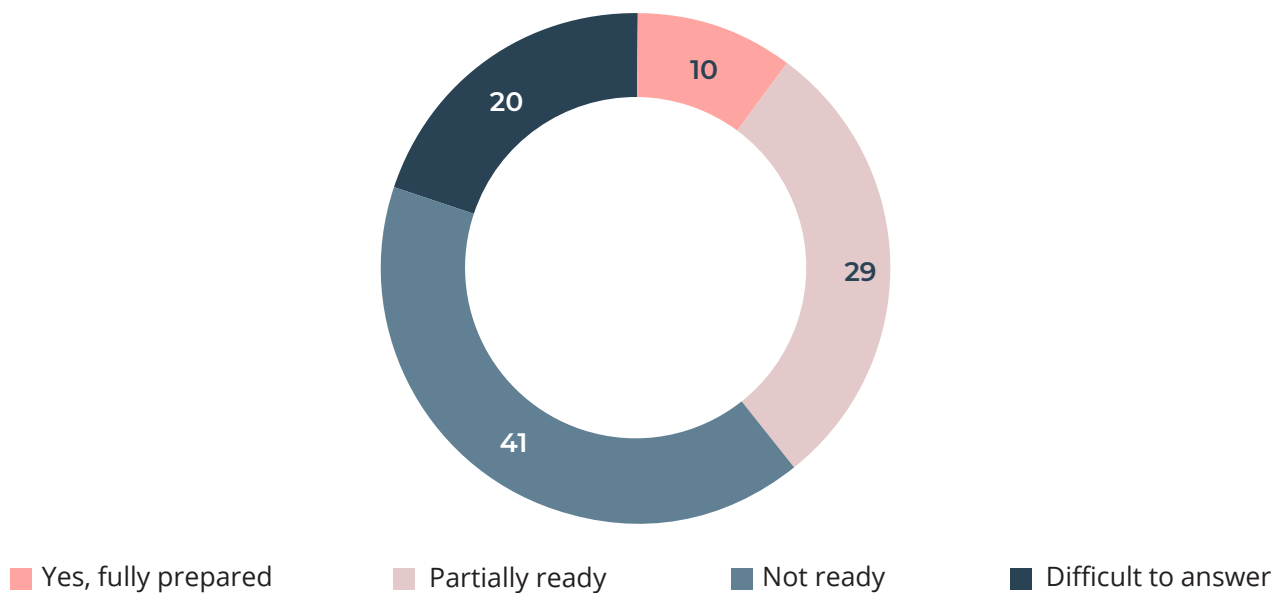
Among the main risks and challenges associated with the implementation of assisted living programs, 75% of respondents mentioned insufficient financial support. 58% indicated a lack of qualified specialists. 44% noted difficulties with adaptation of people from boarding schools, and 37% - negative attitude of the population. Among other options, Ukrainians are afraid of government indifference and corruption, as well as the risk of falling into bad, irresponsible families.



What risks or challenges do you see in the implementation of assisted living programs? (in % of answers)

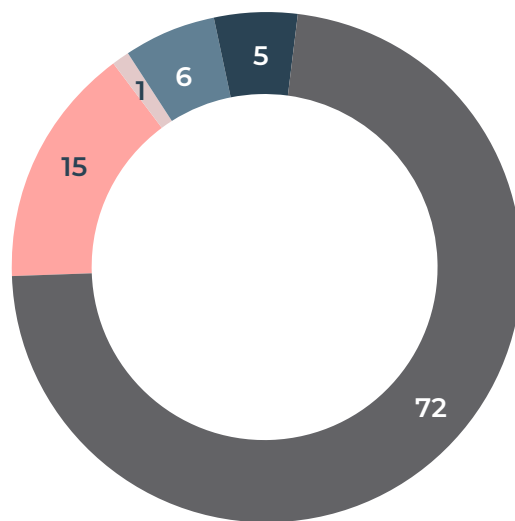
41% of respondents believe that their communities are not ready to implement supported living programs for people from residential facilities. However, about a third of respondents indicated that their communities are partially ready (29%), and another 10% said that their communities are fully ready to implement such programs.

Respondents from Odesa (17%), Zhytomyr (17%), Ivano-Frankivsk (15%), Kharkiv (12%) and Kyiv (12%) oblasts were more likely to report that their communities were fully prepared to implement supported living programs for people in residential facilities (compared to 0-9% in other regions).



Do you think that your community is ready to implement supported living programs for people from boarding schools? (in % of respondents)

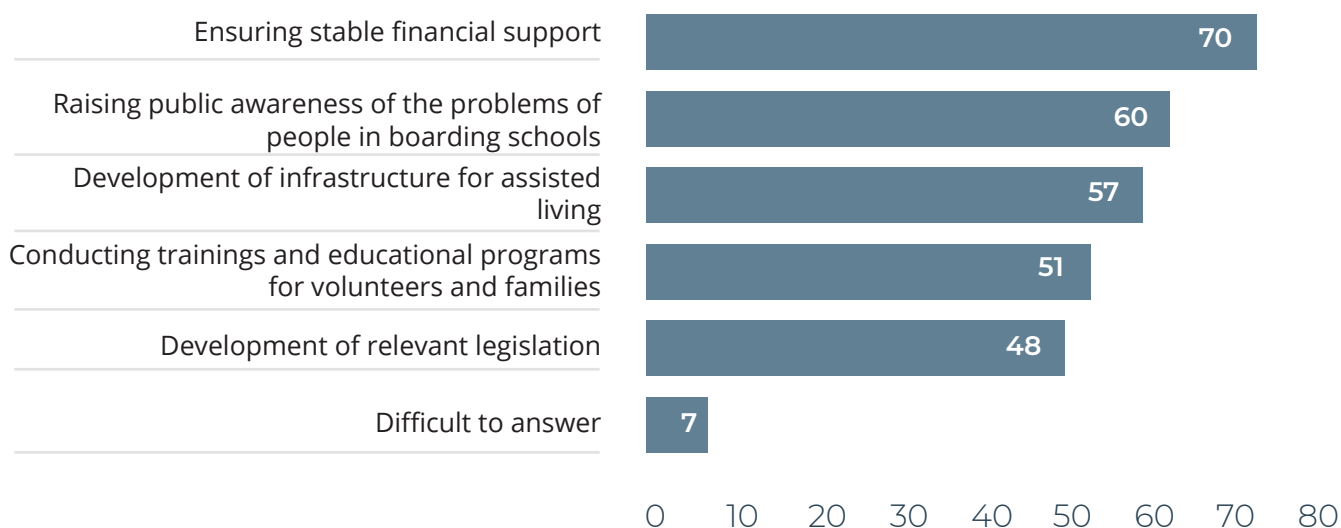
The majority of respondents (87%) believe that the state should invest more in supported living programs for people in institutions. Those who disagree with this 7% of respondents disagree.



Yes
 Rather yes
 Rather no
 No
 Difficult to answer

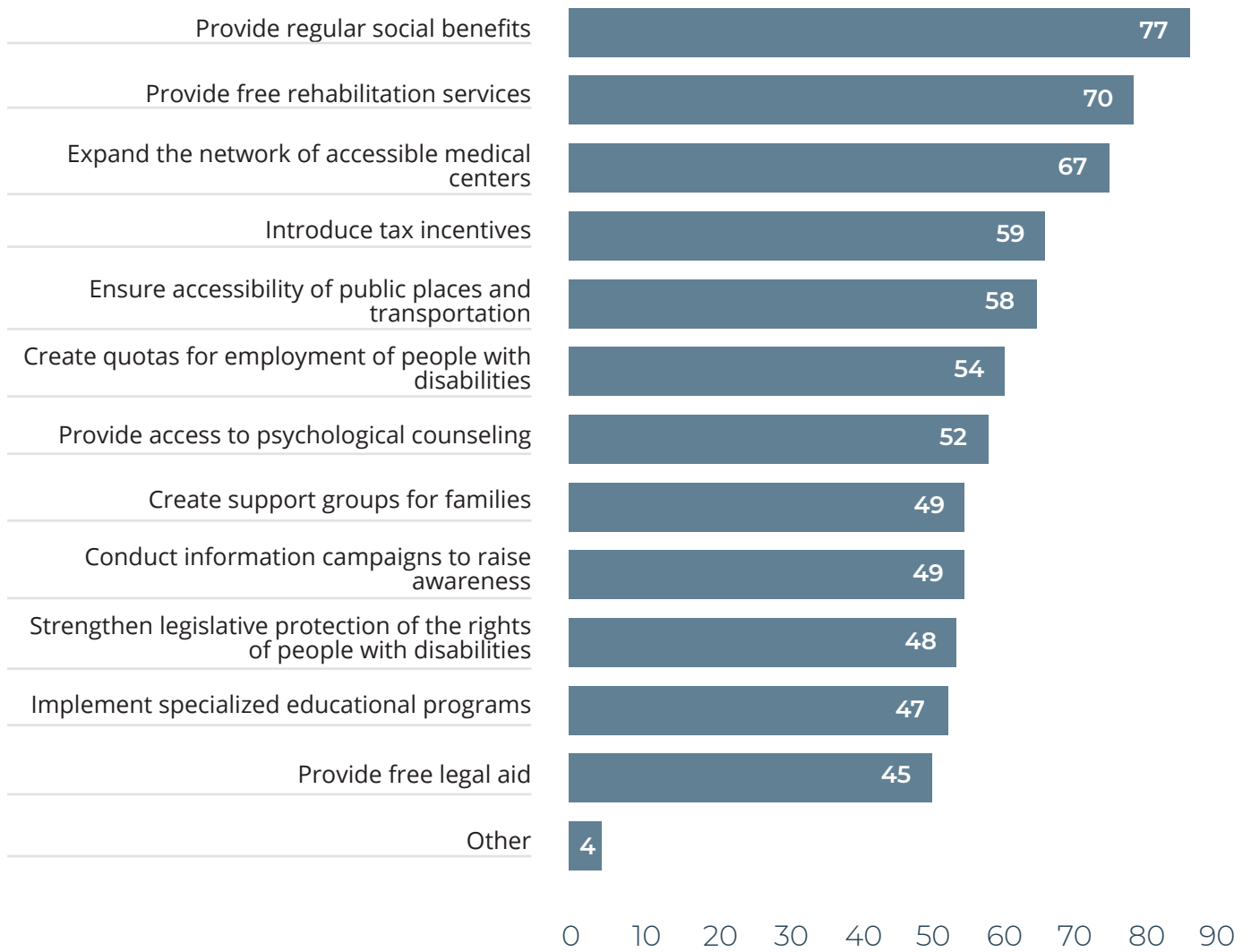
Do you think that the state should invest more in supported living programs for people from residential institutions? (in % of respondents)

70% of respondents said that providing stable financial support can help people from institutions to successfully adapt to the community. 60% pointed to raising public awareness of the problems of people from boarding schools, and 57% - to the development of infrastructure for supported living. Every second Ukrainian also supports training for volunteers and families (51%) and the development of relevant legislation (48%).



What, in your opinion, can contribute to successful adaptation of people from institutions to the community? (in % of answers)

To ensure that every person with disabilities/mental/mental disorders can live in families, 77% of respondents said that the state should ensure the provision of regular social benefits, 70% believe that free rehabilitation services should be provided, and 67% believe that the network of accessible medical centers should be expanded.



What should the state do to ensure that every person with disabilities/mental/mental disorders can live in families? (in % of answers)